

















IN-BOOTH ACTIVITIES

	<p>CREATIVE PRODUCT DEMONSTRATIONS CLOVER HEIRLOOM HEAT N'BOND SURELIGHT SULKY TRUECUT UNIQUE QUILTING AND SEWING SCHMETZ</p> <p>Visit the Creative Product Demonstration booth and learn about how to use products by Clover, Heirloom, Heat n' Bond, SURElight, Sulky, TrueCut, Unique Quilting and Sewing, Schmetz and many other quality brands that are designed to help you realize the potential of any project you are working to complete. See you at booth #223.</p>
	<p>MINIATURE GLASS VESSEL PENDANT & EARRINGS ACC JEWELRY</p> <p>These tiny treasures are sure to be the talk of the town. This unique little vessel can hold any number of keepsakes, charms or crystals. We will share all you need to know in this 1-hour Make 'n Take session.</p> <p>Fri 10:00, 12:00, 1:00, 3:00 Sat 10:00, 12:00, 1:00, 3:00</p>
	<p>BIG QUILT BEE CANADIAN QUILTERS' ASSOCIATION</p> <p>Join the Canadian Quilters' Association as we continue to make quilts in Canada's Big Quilt Bee, in their goal to make 1,000 quilts for kids in care at Ronald McDonald Houses across Canada! Drop off your blocks, tops or quilts at the CQA booth. Drop by and make a block in the demo area! More info found here: http://bit.ly/2in4kYS #quiltCanada #bigquiltbee</p>
	<p>BORDERS, BORDERS, BORDERS CREATIVE MEMORIES</p> <p>Stop by the Creative Memories booth and see all the new Border Maker cartridges. Try out the border maker for the first time or chose your favourite new cartridge and make a border for your next scrapbook layout.</p>
	<p>ENGLISH PAPER PIECING ETOBICOKE QUILTERS' GUILD</p> <p>Are you looking for a compact project that you can stick into your bag and take with you wherever you go? English Paper Piecing may be the answer—come and find out how to hand-sew assorted diamonds and hexagons into beautifully pieced quilts.</p>

IN-BOOTH ACTIVITIES (CONT'D)

	<p>SELVEDGE POT HOLDERS ETOBICOKE QUILTERS' GUILD</p> <p>Delightful and made from scraps! Join Etobicoke Quilters' Guide for a demonstration on potholders assembled and quilted using selvedge pieces. A great way to use even the smallest pieces of your leftover fabrics including the edges, off cuts and bits of batting. A useful, colourful and unique project that is great for gifts and will brighten up your own kitchen. A pdf version of the pattern will be available on the Guild's website following the show.</p>
	<p>IN BOOTH MAKE AND TAKE (FREE) FROG'S WHISKERS INK</p> <p>It is time to think of cottages, water and long walks on the beach. We will be stamping a large tag with a Beach scene, coloured with Distress Inks and over stamped with some of our shoreline stamps. Come and have a look at our booth and make this fast and easy tag with us.</p>
	<p>ONE MINUTE 3D ARTIST TRADING CARD LOCAL KING RUBBER STAMP</p>
	<p>DISCOVER THE ART OF MARQUETRY MARQUETRY SOCIETY OF CANADA</p> <p>This imaginative art form uses natural wood veneers to create images as intricate as a painting, a photograph or even a quilt. Traditionally marquetry has been used to enhance furniture, however, today it has expanded to pictures, jewelry boxes, trays and many other objects. In fact, it is only limited by your imagination. Visit our booth to see demonstrations. Or if you have twenty minutes to spare, members of the Marquetry Society of Canada will guide you through the steps of one of the make and take projects available."</p>
	<p>FUR-GET-ME-NOTS! PAULA LISHMAN LIMITED</p> <p>Make your own Fur Clip to put on your hat, purse, sweater, or in your hair! Clips are free, but make one for you, and one for me!</p>

IN-BOOTH ACTIVITIES (CONT'D)

	<p>CRAFTY MAKE N' TAKES RUACH CRAFTS</p> <p>Ruach Crafts is proud to sponsor a variety of ongoing make and takes, all free of charge. Projects are for participants from 5 to 105. No need to sign up -- if you see an empty chair, sit down and create a fun beginner's project. Learn to do counted cross stitch, needlepoint on plastic canvas, intro beading, friendship bracelets and intro sewing on felt. See you at booth #142.</p>
	<p>NOTIONS, NOTIONS & MORE NOTIONS THE QUILT STORE</p> <p>Sewing Tools are essential to saving you time and finishing your projects with a Professional touch. Drop by the Quilt Store booth to take a look at the latest and greatest Sewing notions as well as some of the 'oldies' but 'Goodies'. We have the right tool for every job and Debbie will be demonstrating how to use some of our favorites.</p>
	<p>SIT, SEW & CHAT THE SEWING CAFE</p> <p>Meet the ladies from The Sewing Cafe and sew a cord holder to commemorate Canada's 150th birthday. See you at booth #307!</p>
	<p>MAKE N' TAKE TWO SCRAPBOOK FRIENDS</p>
	<p>MORE IRON-ON BRAID TECHNIQUES! X'S & OH'S</p> <p>Kreinik Iron-on braid isn't just for stitching... come learn some tips and tricks for working with this fabulous product, that can be used for scrap-booking, card making, and even jewelry! Make a personalized place card (3 styles to choose from), and get a handout full of instructions and ideas. Hot irons used, so not a suitable activity for smaller children.</p>
	<p>SLAB BLOCKS (PATTERN BY CHERYL ARKISON) YORK HERITAGE QUILTERS GUILD AND QUILTS BY THE CREEK</p> <p>Making of slab blocks from Cheryl Arkison's pattern for Quilt Canada's Big Quilting Bee.</p>