


SEWING & SERGING

<p>Distinctive Sewing Supplies</p>	<p>FASHION FABRIC: KNOW-HOW YVETTE CHILCOTT – PRESENTED BY DISTINCTIVE SEWING SUPPLIES</p> <p>Choosing the correct fabric for your project is a very important step in ensuring a positive sewing experience. In this seminar Yvette will take you through the ins and outs of working with today’s most popular fabrics including stretch wovens, knits and natural fibres. There will be lots of samples and examples to get you going in the right direction. Fri 10:30 – 11:30 ROOM 105 Sat 10:30 – 11:30 ROOM 105</p> <hr/> <p>FANTASTIC ELASTIC WAISTBANDS YVETTE CHILCOTT – PRESENTED BY DISTINCTIVE SEWING SUPPLIES</p> <p>Yvette will stretch the possibilities to cover... choosing the right elastic, troubleshooting, elastic waists with casings, sew through elastic, partial elastic bands, no-show elastic waist applications and how to convert regular pant to elastic waist. Fri 1:30 – 2:30 ROOM 105 Sat 1:30 – 2:30 ROOM 105</p> <hr/> <p>SEW YOURSELF A CAPSULE WARDROBE DISTINCTIVE SEWING SUPPLIES</p> <p>Do you have a closet full of clothes yet often feel that you have “nothing to wear”? Let us show you how to build a versatile wardrobe with a few timeless basics and then add those signature pieces that reflect your creativity. Goodbye clutter. Hello style. Fri 11:30 – 12:30 FASHION ARTS STAGE Sat 11:30 – 12:30 FASHION ARTS STAGE</p>
	<p>STABILIZER 101 CATHY MCCLEAN, H.A. KIDD AND COMPANY</p> <p>Why do I need a stabilizer and when do I use them? With so many types of stabilizers out there, how do I choose the right one for my project? What's the difference between cut away, wash away, tear away and heat away? So many questions! Join Cathy for all the answers! Fri 11:30 – 12:30 ROOM 104 Sat 11:30 – 12:30 ROOM 104</p>
	<p>IT'S ALL IN THE NEEDLE! CATHY MCCLEAN, H.A. KIDD AND COMPANY</p> <p>For professional results the right needle is crucial. Cathy shares insider tips from 35 years of sewing and sewing machine service experience. From universal, topstitch, twin and triple to, easy to thread and of course, the all important hemstitch needle. Cathy gets to the point! Gain the confidence to make the right needle choices for different types of thread and fabric and receive an excellent reference handout. Fri 1:30 – 2:30 ROOM 104 Sat 1:30 – 2:30 ROOM 104</p>
	<p>SERGER MAGIC 101 LIZ THOMPSON, JANOME & ELNA CANADA</p> <p>Is your serger doing time as an oversized paper weight? Are you intimidated by threading; tension challenges and thread breaks? Liz will use her nifty camera to project onto the big screen so you can see exactly what she is talking about as she addresses these common serger frustrations. Whether you own a serger that you are just not using or you get frustrated when you try to use it OR whether you want to find out more about what a serger can do for you... this class has the answers. Fri 2:30 – 3:30 FASHION ARTS STAGE</p>


SEWING & SERGING (CONT'D)

	<p>SERGER MAGIC 201 LIZ THOMPSON, JANOME & ELNA CANADA</p> <p>Liz waves her magic serger wand as you watch step - by - step projected onto the big screen as Liz serges up a storm: she will show how to make 3 different projects + you will also receive the links to project instructions to replicate these useful items at home with your new found serger skills. Liz will show how to make an infinity scarf; a shopping tote and a pair of comfy stretch pants... Yes, all 3 items made on a serger during the 1 hour class! Sergers are simply the BEST for getting the job done fast + the great professional finish they deliver. You won't be disappointed by this fast paced project demo class!</p> <p>Sat 10:30 – 11:30 FASHION ARTS STAGE</p>
<p>Kathy Ruddy</p>	<p>PANTS FOR YOU! PERSONAL FIT! AND STYLING! KATHY RUDDY, KATHYRUDDY.COM</p> <p>We all have different seat shapes. The key to good pants fit is in the angle of the crotch curve. In this class, Kathy will demonstrate how to change these curves on your pattern to what works for YOU! Leg shaping & styling is also important. Learn formulas to change the leg styling of any pattern to be with the trends and match the style that is best for you. This is an essential class for those desiring better fitting pants.</p> <p>Fri 9:30 – 10:30 ROOM 104</p>
	<p>SERGER 911 KATHY RUDDY, KATHYRUDDY.COM</p> <p>All Serger owners and prospective Serger owners need this information. Kathy will teach you how the Serger operates from the inside out. Learn about burrs, how width is used to improve stitches, how to create a perfect balanced-tension control strip to use for each new fabric and thread. Learn a sequential tension formula that works on any Serger model and all thread types and five-minute Serger pocket that can be added to any pattern. If you have a Serger and barely use it or want to use it with greater proficiency, this is a good class!</p> <p>Fri 10:30 – 11:30 ROOM 104</p>
	<p>TOOLS OF THE TRADE FOR COMFORTABLE CLOTHES KATHY RUDDY, KATHYRUDDY.COM</p> <p>Learn how to use sewing notions and techniques to make your creative process fun and successful! Watch Kathy Ruddy as she models her wardrobe and shows how she uses her favorite sewing tools to create them.</p> <p>Fri 1:30 – 2:30 FASHION ARTS STAGE Sat 1:30 – 2:30 FASHION ARTS STAGE</p>
	<p>COPY CAT SEWING KATHY RUDDY, KATHYRUDDY.COM</p> <p>Explore a series of techniques which enable you to sew clothes just like the ones you already own and love to wear. Learn Kathy's steps for copying sleeves, darts, seams and gathers, for a whole new wardrobe -- inspired by already favorite looks. You'll discover how to add facings, seam allowances, hemlines, smooth curves and more, gather tips about choosing the right fabric and how to add commercial details like ruffles, pleats and pockets to make a garment even better.</p> <p>Fri 3:30 – 4:30 ROOM 104</p>




SEWING & SERGING (CONT'D)

<h3>Kathy Ruddy</h3>	<p>PANTS CONSTRUCTION KATHY'S WAY KATHY RUDDY, KATHYRUDDY.COM</p> <p>Three styles of waist finish, three kinds of pockets, two zippers? Kathy Ruddy gives you all these options and more, using a single pants pattern. Make your own tummy tuck jeans or yoga pants. Kathy's ready-to-wear secrets will save you time and give you great results You will love this no nonsense approach to real women's bodies and clothing needs! Sat 9:30 – 10:30 ROOM 104</p>
	<p>IT'S SEW EASY: SEWING WITH KNITS KATHY RUDDY, KATHYRUDDY.COM</p> <p>You will love how easy it is to "body fit" your fabric and sew with knits. Even if you've sewn with knits before this is a new way of doing things. Knit tops, dresses, workout and leisure wear are all staples in a casual wardrobe. Learn pattern sizing, how to handle different stretch factors, marking, cutting, needle choices, thread options, seam finishes and serging in sleeves. See how to strengthen and stabilize seaming and hemlines and how to control the shape of corners. We will address the issues, get over them and love sewing with knits. Sat 10:30 – 11:30 ROOM 104</p>
	<p>AS SEEN ON TV CLOTHES KATHY RUDDY, KATHYRUDDY.COM</p> <p>Just like a fashion show, with clothes we really wear! No matter what your size, you'll enjoy sewing and wearing clothes copied from television shows. Learn to make pattern changes to improve your overall look, like Kathy's hide-your-belly top; to pick fabrics which make you appear your slimmest, and adopt seaming and finishing techniques to speed up the construction process. Discover techniques that really work, are easy to apply and inspire you to sew - all the tools and tips you'll need to make your sewing spot your favorite place in the house! Sat 2:30 – 3:30 ROOM 104</p>
<h3>MACPHEE WORKSHOP</h3>	<p>TRANSFORMATIONS! LINDA MACPHEE, MACPHEE WORKSHOP</p> <p>It's so much fun to take something unusable and make it a masterpiece. Find it in your closet or at a thrift store and with some clever reworking, it can become your favorite fashion or home dec. item! Linda will show you how to transform sweaters, shirts, pants, T-shirts, skirts, jeans and more into items you will treasure! Fri 9:30 – 10:30 FASHION ARTS STAGE</p>
	<p>LINDA MACPHEE FASHION SHOW Fri 12:30 – 1:30 FASHION ARTS STAGE Sat 12:30 – 1:30 FASHION ARTS STAGE</p>
	<p>FAST AND FUN EMBELLISHMENT LINDA MACPHEE, MACPHEE WORKSHOP</p> <p>No matter whether you apply it to your home decor, your quilts, or your personal wardrobe, Linda has lots of easy ways to add pizzazz to your life. With her use of metals, foils, bleach, dyes, paint, applique (even with wool), yarn, bias and more she'll get you motivated to create...and you don't even have to sew!! Fri 4:30 – 5:30 FASHION ARTS STAGE</p>

SEWING & SERGING (CONT'D)

<p>MACPHEE WORKSHOP</p>	<p>TERRIFIC TUNICS AND CLEVER COVER-UPS LINDA MACPHEE, MACPHEE WORKSHOP</p> <p>Looking good is always on her mind, so Linda has come up with some new shapes that are as always... sew simple and so slimming and so stylish! The many variations of her patterns will take you from the gym to the dance floor... no matter your shape or size. There will be something that is a "must have" for everyone!</p> <p>Sat 9:30 – 10:30 FASHION ARTS STAGE</p>
	<p>RON COLLINS TRUNK SHOW</p> <p>Come and see what Ron has been up to!! Vogue Patterns just released the start of his pattern collection as of last month – the first for a Canadian male Designer. He will have a wide range of shirts, jackets, outerwear, vests and pants. You will not only be inspired, but will learn a trick or two from one of Canada’s most recognized designer in the sewing industry.</p> <p>Fri 10:30 – 11:30 FASHION ARTS STAGE</p>
	<p>ULTIMATE TECHNIQUES FOR SHIRTS AND BLOUSES RON COLLINS</p> <p>Ron is known for his “one of a kind” shirts. Come and do the latest construction techniques not found in pattern instructions that can be used for men and women’s garments. Learn how to do ready to wear tricks on reducing bulky collar points, clean edge facings, preventing bias cut yokes, cuffs and pocket flaps from stretching out, concealed seams in double yolks. See cool seam finishes and professional results working with fusible interfacings and other stylish details. Come and get inspired. Registration fee: \$10</p> <p>Fri 11:30 – 12:30 ROOM 103</p>
	<p>BODICE ALTERATIONS AND CHOOSING THE CORRECT SIZE FOR THE RIGHT FIT RON COLLINS</p> <p>In this hands on workshop you will learn how to identify the fitting problems and how to solve them. Ron will show how to correct fitting problems regarding sloping and square shoulders, large bust, high and low bust, removal of a bust dart, round upper back, sway back and large upper arm. Every student will have an alterations package to take home with them showing all the alterations that they have done. Ron will give you the inside answer on what pattern companies run larger and which ones tend to run true to measurements. He will also explain on how wearing ease you need in all garments from close fitting, fitted, semi fitted, loose fitted and very loose fitted. Take the guess work out of trying to choose what size garment by finding the “finished garment measurements” and not using the sizes on the back of the pattern envelope. See the difference in sizing charts in major pattern companies and how to choose the right size for you and how to avoid disappointment in fitting. Registration fee \$30. Kit fee: \$20.00 and Supply List</p> <p>Fri 1:30 – 4:30 ROOM 103 Sat 9:30 – 12:30 ROOM 103</p>
	<p>PANT ALTERATIONS AND KNOWING YOUR BODY MEASUREMENTS RON COLLINS</p> <p>Learn how to alter your pant pattern for a perfect fit. Ron will explain how to do alterations for flat and low seat, full thighs, large waist, knock knees, bowed legs plus protruding derriere, full and high hip. Do you have a hard time or do not know how to measure yourself to help with pattern alterations? Part of this workshop we will take 28 body measurements: high bust, low bust, shoulder width, sleeve length, back waist length, pant and skirt length... plus more. These basic but essential measurements are crucial for a start to fitting your pattern. You will have an alteration package to go home with all your pant alterations and personal measurement chart. Registration fee \$30. Kit fee: \$20.00 and Supply List</p> <p>Sat 1:00 – 4:00 ROOM 103</p>

SEWING & SERGING (CONT'D)

	<p>SEWING MACHINE MAINTENANCE LEAH HOOBKAMP, SEWETC & WHITBY FABRICS SEWING CENTRE</p> <p>Sewing machines are more complex than ever before. Learn to keep your machine happy and running well with these great tips and tricks. Come explore the variables that influence the perfect stitch and how you can set yourself up for success.</p> <p>Fri 12:30 – 1:30 ROOM 102 Sat 10:30 – 11:30 ROOM 102</p>
	<p>THIS WEEK IN CLASS: UNDERSTANDING A PATTERN LINDA PIDZAMECKY, THE SEWING CAFE</p> <p>Join Linda as she dissects the anatomy of a pattern envelope and explains what it all means. Sample of a commercial pattern will be provided.</p> <p>Fri 11:30 – 12:30 ROOM 101 Sat 1:30 – 2:30 ROOM 102</p>
	<p>THIS WEEK IN CLASS: WHAT SIZE PATTERN DO I NEED?????!!!!!!! LINDA PIDZAMECKY, THE SEWING CAFE</p> <p>With handouts, Linda will explain the difference between RTW and commercial patterns for clothes and why you need to make a size 14 when in the stores you buy a 10! Understanding fashion ease and wearing ease.</p> <p>Fri 12:30 – 1:30 ROOM 101 Sat 12:30 – 1:30 ROOM 102</p>
	<p>THIS WEEK IN CLASS: READY, SET, SEW! LINDA PIDZAMECKY, THE SEWING CAFE</p> <p>Join Linda to get the pattern ready, setting the pattern correctly on the fabric regarding grainlines and nap. Then marking notches, dots and darts. Will also explain stitching vocabulary, including seam allowances and grading.</p> <p>Fri 3:30 – 4:30 ROOM 101 Sat 9:30 – 10:30 ROOM 102</p>
	<p>FROM PATTERN TO PURSE JO GATENBY, X'S & OH'S</p> <p>Designer Jo Gatenby makes purse creation simple, from creating a pattern, to lining and handles, with a quick stop at extra touches – like stud feet! X's & Oh's carries a variety of sizes (and shapes) of purse frames, and after listening to Jo's lecture you'll be confident about bringing that purse idea to life!</p> <p>Fri 4:30 – 5:30 ROOM 104 Sat 3:30 – 4:30 ROOM 104</p>